


Cleaning of the 3P Volumen Filter, VF1

Remove the fine sieve by undoing the screws on both sides of the filter



Withdraw the file mesh sieve plate



For cleaning use a brush and soap or washing up liquid





Wet the sieve, spray some cleaning liquid on it, and then brush in both horizontal and vertical directions.



Also clean the back surface, brushing in horizontal and vertical direction, before finally rinsing with a water spray action.



Check to see if water passes easily through the sieve, if so reinsert it and screw into position.



Check that the sieve is correctly positioned, it must not be visible from the side triangular slot. Now it is working again

