

SPO

5" multistage submersible pumps
50 Hz



Materials, SPO with base plate

Pos.	Description	Materials	DIN W.-Nr.	AISI
4	Impeller	Stainless steel	1.4301	304
6	Chamber	Stainless steel	1.4305	304
7	Shaft with rotor	Stainless steel	1.4301	303
10	Stator			
16	Shaft seal	NBR/SiC/SiC		
16a	Shaft seal	Ceramic		
23	Capacitor (1~ only)			
26	Priming plug			
27	Drain plug			
28	O-ring	NBR		
38	Cable	H07RN		
77	Sleeve	Stainless steel	1.4301	304
84	Cable gland	NBR		
105	Oil sump	Composite		
115	Oil			
141	O-ring	NBR		
216	Cable clamping plate			
253	Base plate	Stainless steel	1.4305	304
307	Ring (threaded)	Composite		
308	Ring (spherical)	Composite		
310	Eye bolt	Stainless steel	1.4305	304

Sectional drawing

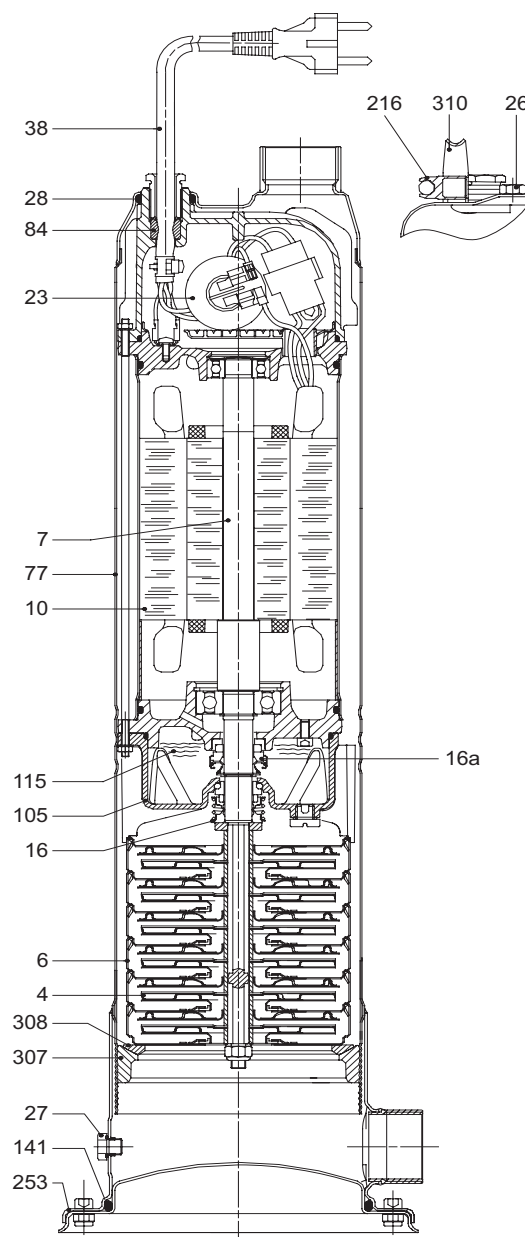


Fig. 2 SPO with baseplate

TM02 6905 1903

SPO with base plate, 1 x 220-240 V \pm 6%, 50 Hz

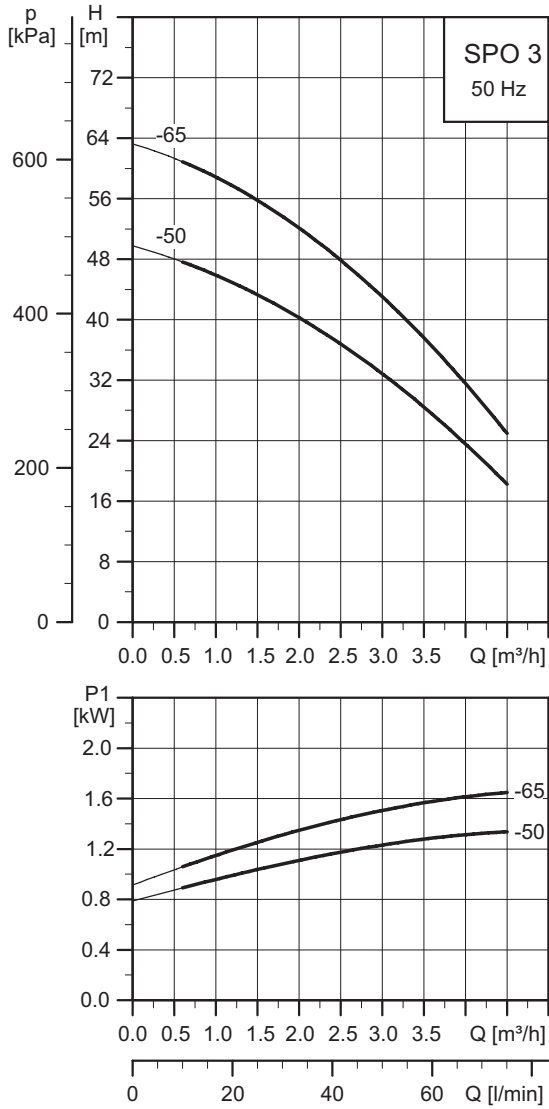
Pump type	Motor output (P2)		I _{1/1}	Float switch		Cable length [m]	Cable plug	Gross weight [kg]	Shipping vol. [m ³]	Product numbers
	[kW]	[hp]		Incl.	Excl.					
SPO 3-50 B	0.75	1.00	5.9		x	20	Schuko	18.2	0.047	96587250
SPO 3-65 B	1	1.36	7.3		x	20	Schuko	20.0		96587251
SPO 5-55 B	1	1.36	7.0		x	20	Schuko	20.3		96587253
SPO 5-70 B	1.2	1.60	9.1		x	20	Schuko	22.5		96587254

SPO with base plate, 3 x 380-415 V \pm 6%, 50 Hz

Pump type	Motor output (P2)		I _{1/1}	Float switch		Cable length [m]	Cable plug	Gross weight [kg]	Shipping vol. [m ³]	Product numbers
	[kW]	[hp]		Incl.	Excl.					
SPO 3-50 B	0.75	1.00	2.3		x	4	Excl. plug	16.4	0.047	96587273
SPO 3-65 B	1	1.36	3.0		x	4	Excl. plug	18.2		96587278
SPO 5-55 B	1	1.36	2.9		x	4	Excl. plug	18.5		96587279
SPO 5-70 B	1.2	1.60	3.6		x	4	Excl. plug	20.7		96587280

SPO 3 with base plate

Performance curves



Performance table

	Flow rate									
	[l/min]	8.3	16.7	25	33.3	41.7	50	58.3	66.7	75
	[m³/h]	0.5	1.0	1.5	2.0	2.5	3.0	3.5	4.0	4.5
Pump type	Head [m]									
SPO 3-50 B	48	46	43	40	37	33	28	24	18	
SPO 3-50 C										
SPO 3-65 B	61	59	56	52	48	43	37	32	25	
SPO 3-65 C										

Dimensions and weights

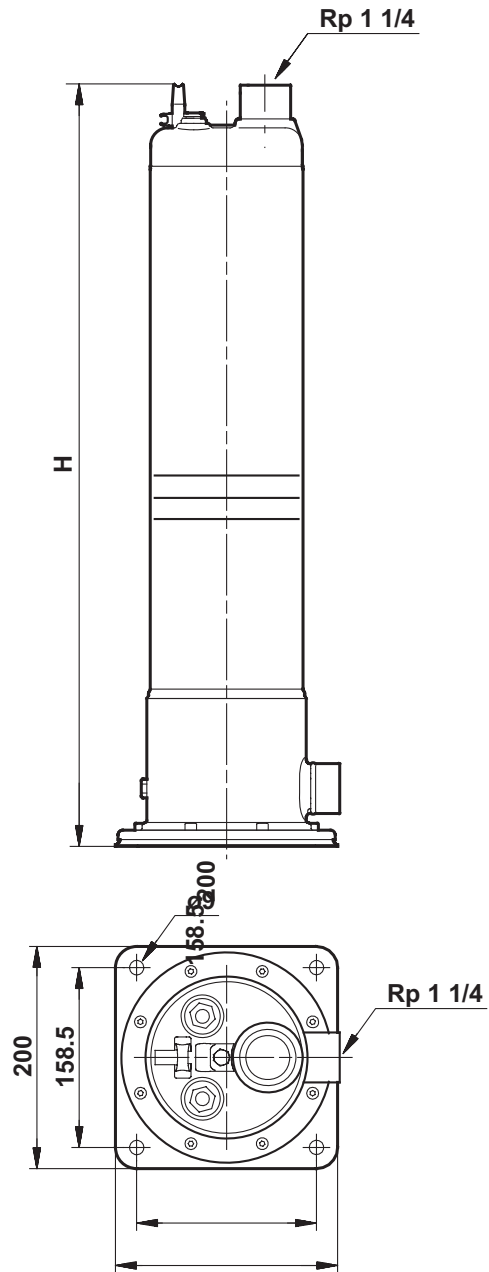
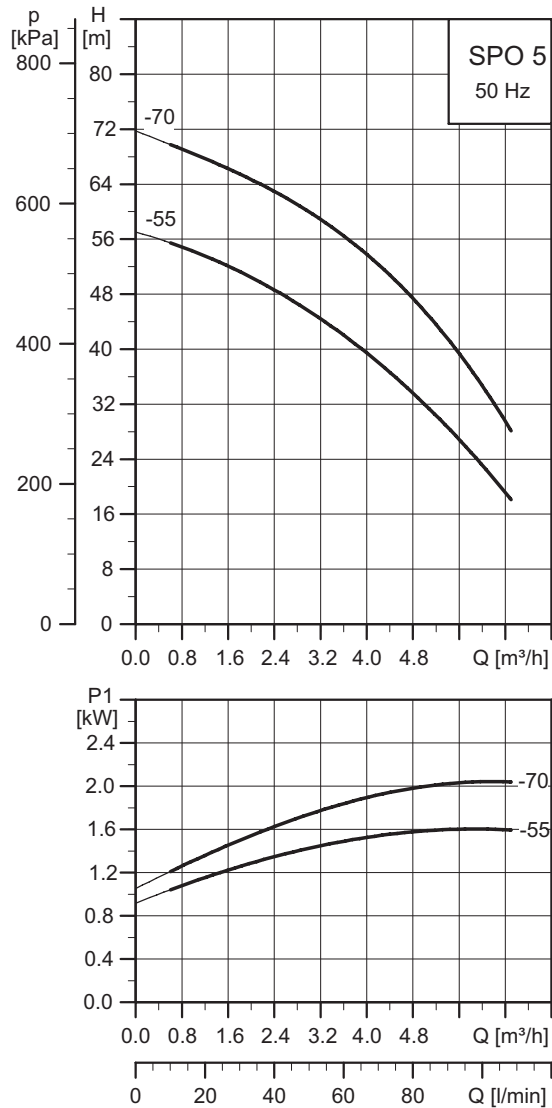


Fig. 2 SPO 3 with baseplate

Pump type	Dimension H [mm]	Net weight [kg]
SPO 3-50 B	578	15.2
SPO 3-50 C	578	15.5
SPO 3-65 B	638	17.1
SPO 3-65 C	638	17.4

SPO 5 with base plate

Performance curves

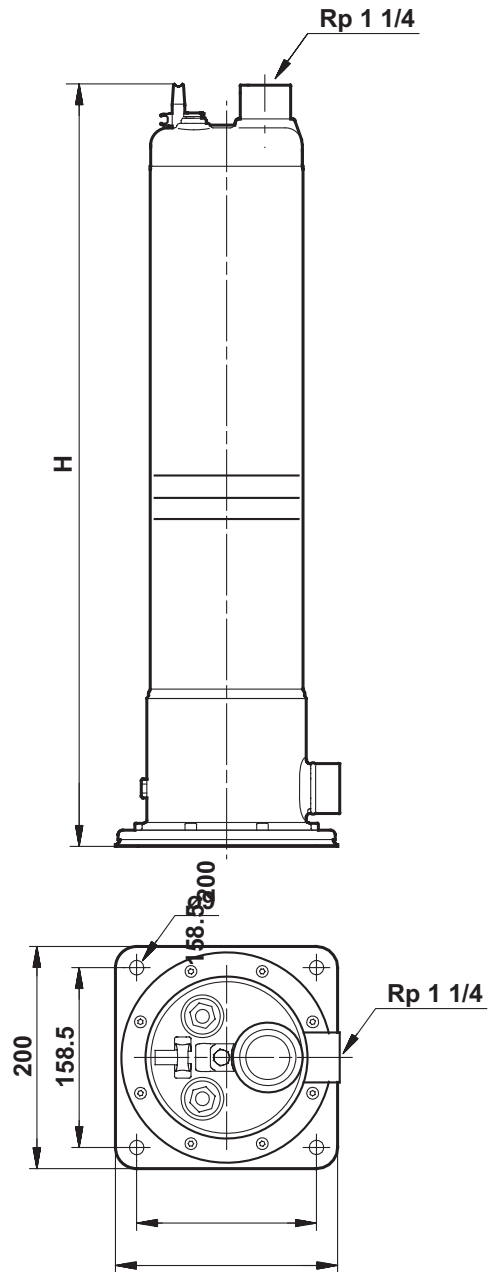


TM02 6957 2003

Performance table

Pump type	Flow rate						
	[l/min]	16.7	33	50	67	83	100
	[m³/h]	1.0	2.0	3.0	4.0	5.0	6.0
Pump type	Head [m]						
	SPO 5-55 B	54	50	46	39	32	23
SPO 5-55 C	54	50	46	39	32	23	
SPO 5-70 B	68	65	60	54	46	35	
SPO 5-70 C	68	65	60	54	46	35	

Dimensions and weights



TM02 6903 1903

Fig. 4 SPO 5 with base plate

Pump type	Dimension H [mm]	Net weight [kg]
SPO 5-55 B	638	17.4
SPO 5-55 C	638	17.7
SPO 5-70 B	658	19.6
SPO 5-70 C	658	19.9